


G26000EU 26A 12V&24V

Lead Acid ———— Lithium

Wet Gel MF EFB AGM Li-Ion

Auto | Marine | RV | Powersport | Lawn & Garden

UltraSafe® Battery Charger™



Charge Fully Drained Batteries Up To **500Ah**.

Cars, Trucks, RVs, Equipment, Tractors, Aircraft, And Other Large Applications.

Ultra-compact, rugged, and portable **UltraSafe®** Smart Charger. Features **spark proof technology** and **reverse polarity protection**. Charges **2X faster** than ordinary chargers. Stay connected 24/7 with **zero overcharge**.



Start-Stop.

Counteracts increased cyclic energy demands placed on batteries in micro-hybrid vehicles.



Firewall.

Multi-level safety barrier prevents unsafe and abnormal conditions.



Optimization.

Stabilizes internal battery chemistry for increased performance and longevity.



Load Tracking.

Dynamically changes charge current when a load is placed on the battery.



Diagnostics.

Intuitive visual diagnostic tool for detecting reverse polarity, low-voltage or damaged batteries.



Energy Save.

Minimizes energy consumption when full power is not needed.



Thermal Monitor.

Internal temperature sensors adjust charge based on ambient climate.



Safe.

Protects against reverse polarity, sparks, over-charging, overcurrent, open-circuits and overheating.



Memory.

Returns to last-selected mode when restarted.



Interactive.

Alters the charging process based on organic battery feedback.



Recovery.

Applies a high-voltage pulse charge when low-voltage, sulfation, or lost capacity is detected.



Rugged.

Dirt, water, UV, impact and crush resistant.



CANBUS.

Automatically enables the charging port to charge CANBUS systems.



Maintenance Plus.

Keeps the battery fully charged without over-charging, indefinitely.



Jump Charge.™

Rapidly charge and start vehicles with drained batteries safely in 5 minutes.

Charge **12V** Batteries Up To 500Ah. **16V&24V** Batteries Up To 250Ah.

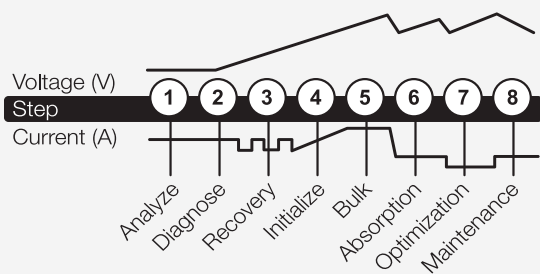
Charging Modes

Mode	Explanation	12V LITHIUM Press & Hold	14.2V 26A 50-500Ah Batteries For charging 12-volt lithium-ion batteries, including lithium iron phosphate. When selected, a blue LED will illuminate.
Standby	No Power In standby mode, the charger is not charging or providing any power to the battery. Energy Save is activated during this mode, drawing microscopic power from the electrical outlet. When selected, an orange LED will illuminate.	12V AGM+ Press & Hold	15.5V 26A 50-500Ah Batteries For charging 12-volt advanced AGM batteries, which requires a higher than normal charging voltage. When selected, a blue LED will illuminate.
12V NORM	14.5V 26A 50-500Ah Batteries For charging 12-volt Wet Cell, Gel Cell, Enhanced Flooded, Maintenance-Free and Calcium batteries. When selected, a white LED will illuminate.	16V LITHIUM Press & Hold	19.45V 20A 25-250Ah Batteries For charging 16-volt lithium-ion batteries, including lithium iron phosphate, which are commonly used in racing vehicles. When selected, a blue LED will illuminate.
12V COLD/AGM	14.8V 26A 50-500Ah Batteries For charging 12-volt batteries in cold temperatures below 50°F (10°C) or AGM batteries. When selected, a blue LED will illuminate.	16V AGM Press & Hold	19.6V 20A 25-250Ah Batteries For charging 16-volt AGM batteries, which are commonly used in racing vehicles. When selected, a blue LED will illuminate.
24V NORM	29V 13A 25-250Ah Batteries For charging 24-volt, Wet Cell, Gel Cell, Enhanced Flooded, Maintenance-Free and Calcium batteries. When selected, a white LED will illuminate.	13.6V SUPPLY Press & Hold	13.6V 5A Max 6A Converts to a DC power supply for powering any 12VDC device, like a tire inflator, oil changer, or as a memory retainer when replacing a battery. When selected, a red LED will illuminate.
24V COLD/AGM	29.6V 13A 25-250Ah Batteries For charging 24-volt batteries in cold temperatures below 50°F (10°C) or AGM batteries. When selected, a blue LED will illuminate.	12V REPAIR Press & Hold	16.5V 1.5A Any Capacity An advanced battery recovery mode for repairing and storing old damaged, stratified, or sulfated batteries. When selected, a red LED will illuminate and flash.

Technical Specifications

Input Voltage AC:	Type C, 220-240V VAC, 50-60Hz	Type of Batteries:	12V, 16V & 24V
Working Voltage AC:	Type C, 220-240V VAC, 50-60Hz	Battery Chemistries:	Wet, Gel, MF, CA, EFB, AGM, LiB
Efficiency:	85% Approx.	Battery Capacity:	50-500Ah (12V), 25-250Ah (24V), Maintains All Battery Sizes
Power:	443W Max	Housing Protection:	IP44
Low-Voltage Detection:	2V (12V), 2V (16V), 14V (24V)	Cooling:	Fan Cooled
Back Current Drain:	<5mA	Dimensions (LxWxH):	12.1 x 5.7 x 3.2 in (307 x 145 x 81mm)
Ambient Temperature:	0°C to +40°C, 32°F to +104°F	Weight:	5.09 Pounds (2.31 kg)
Charger Type:	8 Step, Smart Charger		

Charging Steps



What's In The Box

- G26000 Smart Charger
- Battery Clamp Connectors w/ Integrated Eyelets
- User Guide and Information Guide & Warranty

Retail Packaging:

Dimensions: 8.94"x5.12"x18.94"
(227 x 130 x 481mm)

Weight: 7.87lbs (3.57kg)

UPC: 0-46221-14010-1

Inner Carton:

Dimensions: 9.45"x5.63"x19.61"
(240 x 143 x 498mm)

(cont'd.) Weight: 8.20lbs (3.72kg)

Master Carton:

Dimensions: 20.08"x12.4"x20.55"
(510 x 316 x 522mm)

Weight: 34.59lbs (15.69kg)

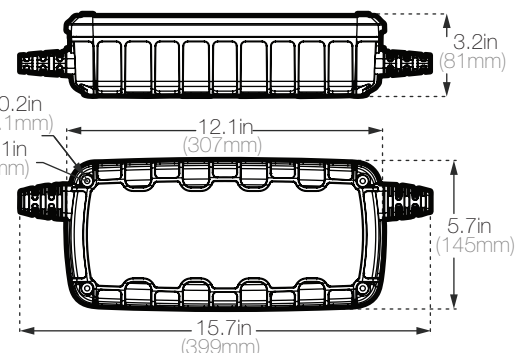
Quantity: 4

UCC: 10046221140108

Units Per Pallet: 72 Units



CONFORMS TO EN60335-1, EN60335-2-29, EN62233, EN55014-1, EN55014-2, EN61000-3-2, EN61000-3-3



AC Cable: 75 in (190.5cm) DC Cable: 56 in (142.24cm)

The NOCO Company
30339 Diamond Parkway, #102
Glenwillow, OH 44139 | USA
1.800.456.6626

no.co

NOCO
Since 1914